

Diploma, Associate Degree, and Certificate Student Outcomes

**[Dark Blue Header Bar]**

**[Grey Header Bar]**

[Grey Cell]	[Grey Cell]
-------------	-------------

[Grey Cell]	[Grey Cell]	[Grey Cell]
-------------	-------------	-------------

**[Grey Header Bar]**

[Grey Cell]	[Grey Cell]	<b>[Dark Blue Cell]</b>
-------------	-------------	-------------------------

[Grey Cell]	[Grey Cell]	<b>[Blue Cell]</b>
-------------	-------------	--------------------

[Grey Cell]	[Grey Cell]	[Grey Cell]
-------------	-------------	-------------

**[Grey Header Bar]**

<b>[Dark Blue Cell]</b>	<b>[Dark Blue Cell]</b>
-------------------------	-------------------------

[Grey Cell]	[Grey Cell]
-------------	-------------

[Grey Cell]	[Grey Cell]
-------------	-------------

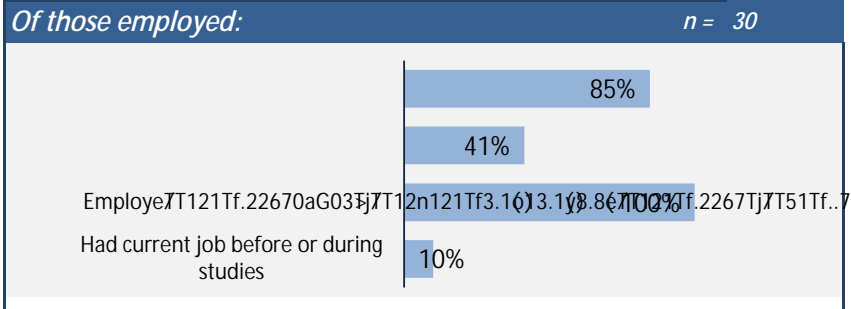
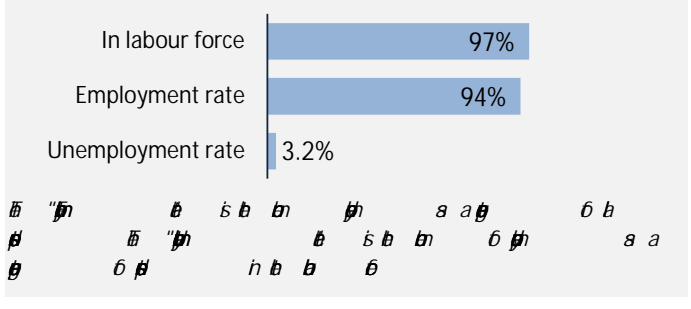
## Summary of Survey Results: 2019 to 2023

Applied filters:

🏠 📄 📊 📅 📍

Cohort	47
Respondents	32
Response Rate	68%

### Employment Outcomes

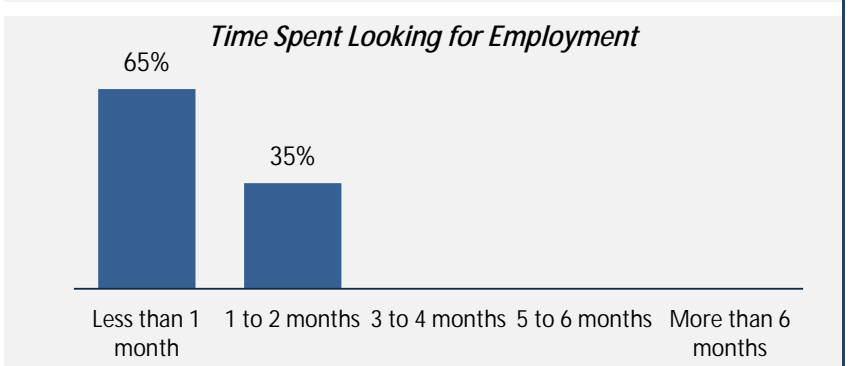
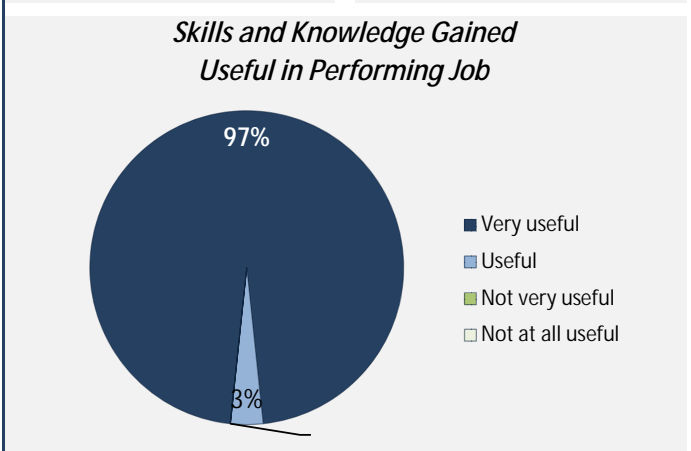
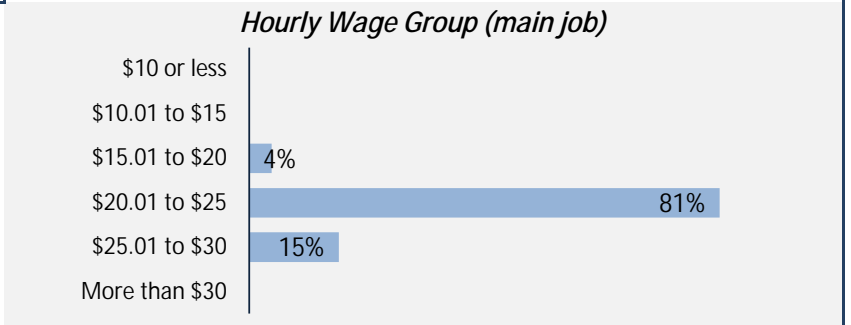


**Weekly Hours Worked**  
(median, main job)

# 30

**Hourly Wage**  
(median, main job)

# \$25



### Top Occupations (4 digit NOC)

	# Employed	% of those employed
3413: Nurse aides, orderlies and patient service associates	27	90%
4412: Home support workers, housekeepers and related occupations	1	3%
XXXX: Unclassified occupations	1	3%
4212: Social and community service workers	1	3%
<b>Total employed</b>	<b>30</b>	

Applied filters:

🏠 📅 📍 📄 📊 📑

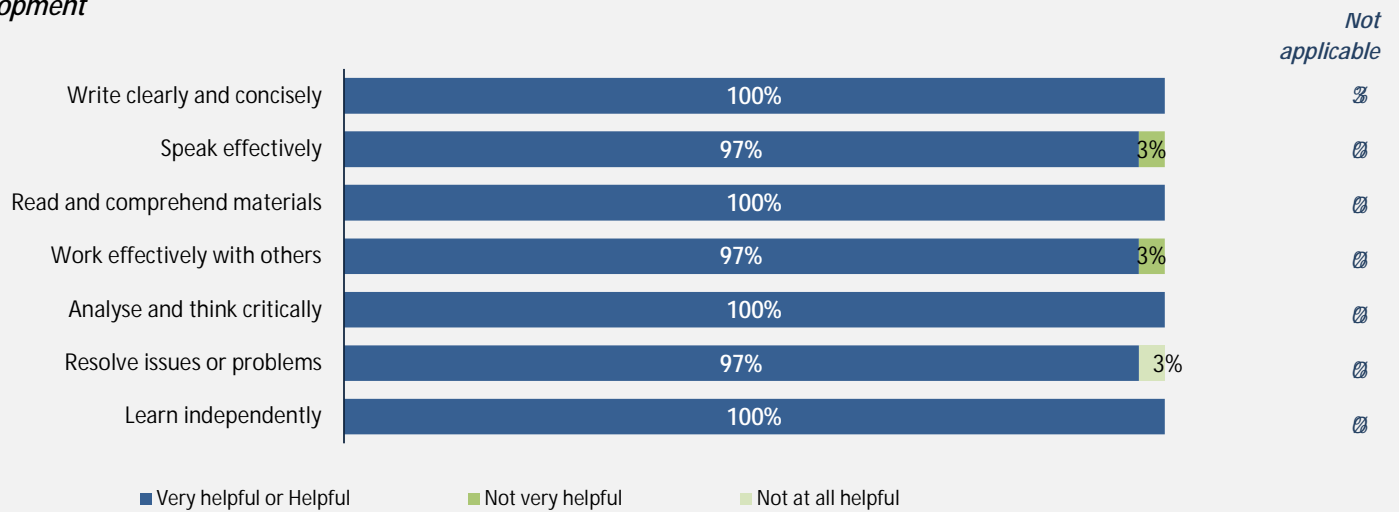
Cohort	47
Respondents	32
Response Rate	68%

## Skill Development and Post-Secondary Experience

# 100%

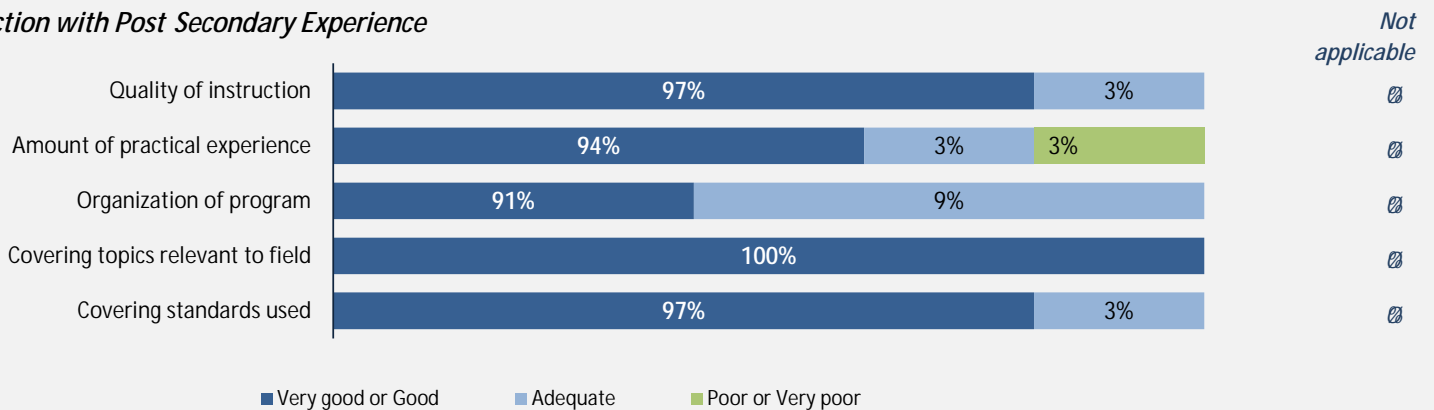
👍 🏆 🥇 very satisfied 🏆 🏆 satisfied 🏆 🏆 🏆 🏆

### Skill Development



🏠 📅 📍 📄 📊 📑 Not applicable.

### Satisfaction with Post Secondary Experience



🏠 📅 📍 📄 📊 📑 Not applicable.