

Diploma, Associate Degree or Certificate Student Outcomes

Summary of Survey Results: 2019 to 2023

Applied filters:

CPCVCC Legal Administrative Assistant;

Cohort Respondents 165
Response Rate 91

Description of Survey Respondents

Demographics

Gender

Age at the Time of the

29

Further Education

27%

took further studies after graduating from their program

n = 24

Further Studies Related to Program

Of those who took further studies at a different institution:

8%

expected transfer credit
n = 1

85%

of those who had taken further studies said their program prepared them well

Of those who expected transfer credit:

1

Received transfer credit

24%

of respondents were currently studying

0%

were very satisfied or satisfied with their transfer experience

Past Education

83%

of respondents had taken previous post secondary education

n = 75

Respondents were asked if they took ABE or ESL courses during or prior to their studies

Adult Basic Education

6%

English as a Second Language

7%

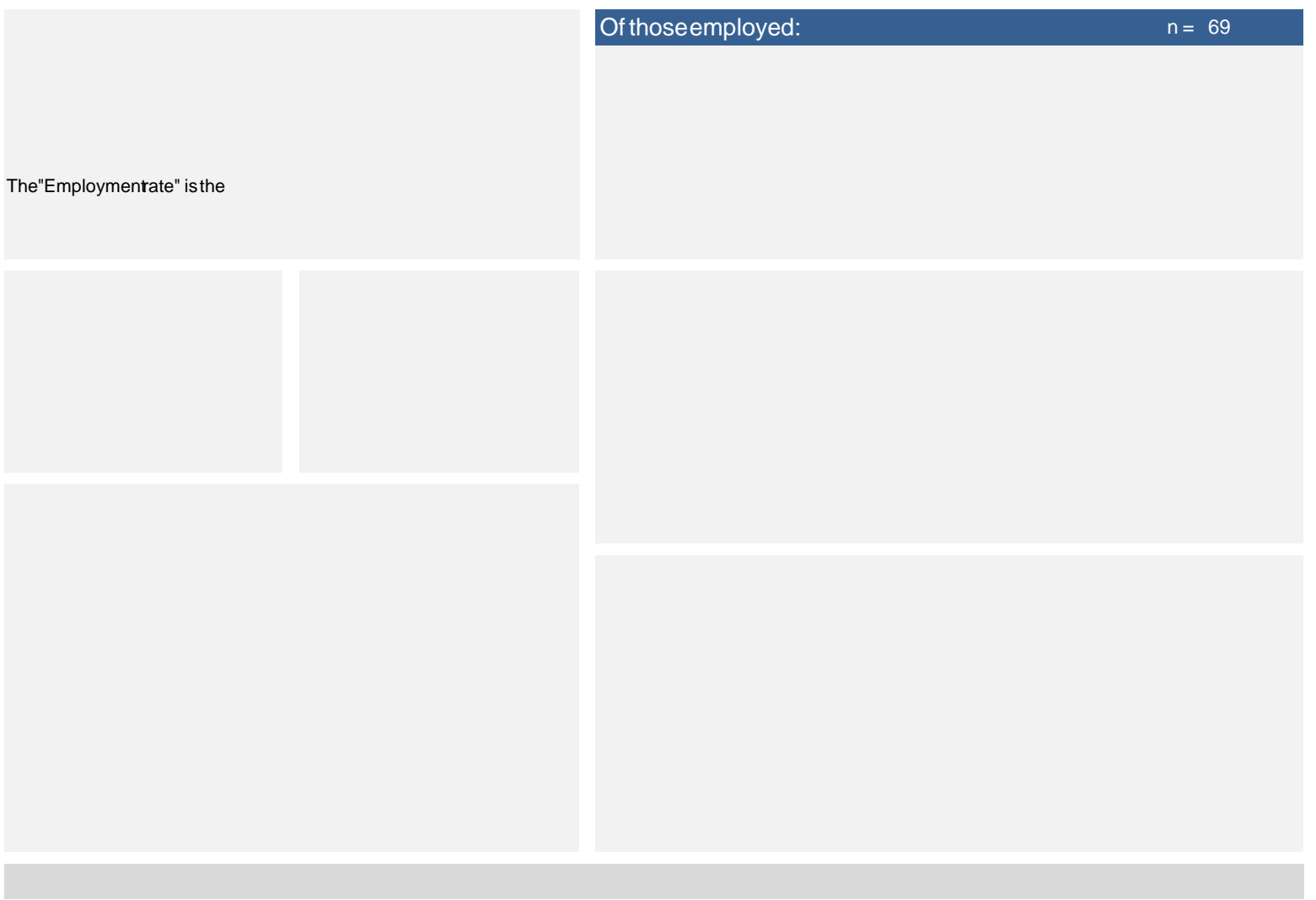
Credentials are based on those who had taken previous post secondary education. Respondents could report more than one type of post secondary credential.

Diploma, Associate Degree or Certificate Student Outcomes Summary of Survey Results: 2019 to 2023

Applied filters:

Cohort
Respondents
Response Rate

Employment Outcomes



Of those employed: n = 69

	# Employed	% of those employed
Total of top occupations Total employed	69	

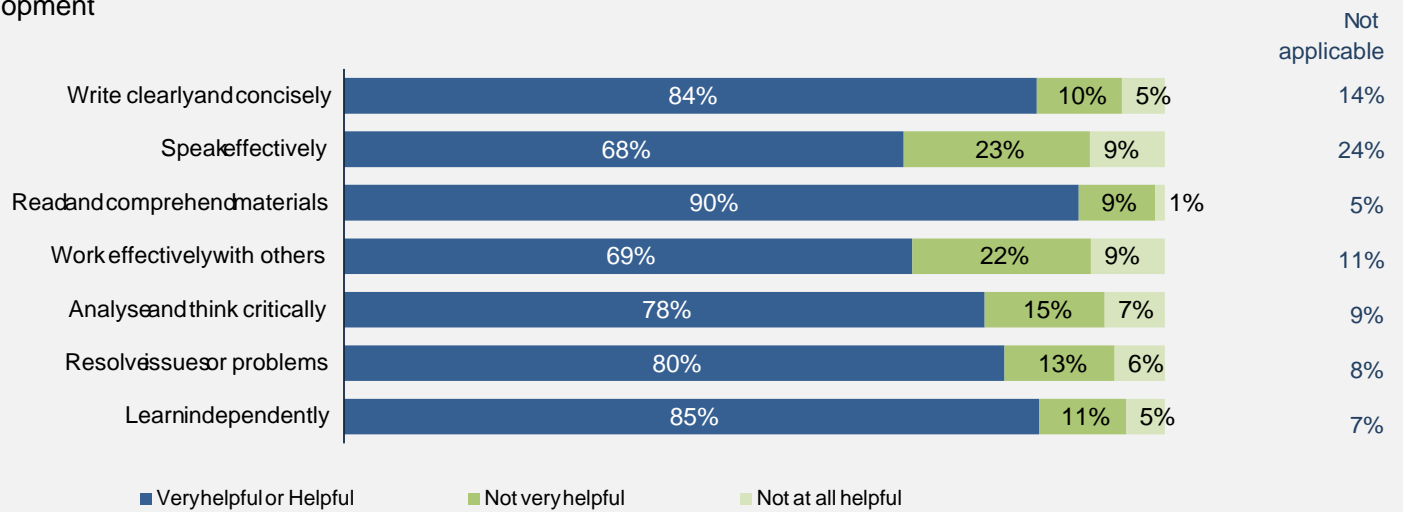
Applied filters:
 CPCVCCLegalAdministrativeAssistant;

Cohort	165
Respondents	91
Response Rate	55%

Skill Development and Post-Secondary Experience

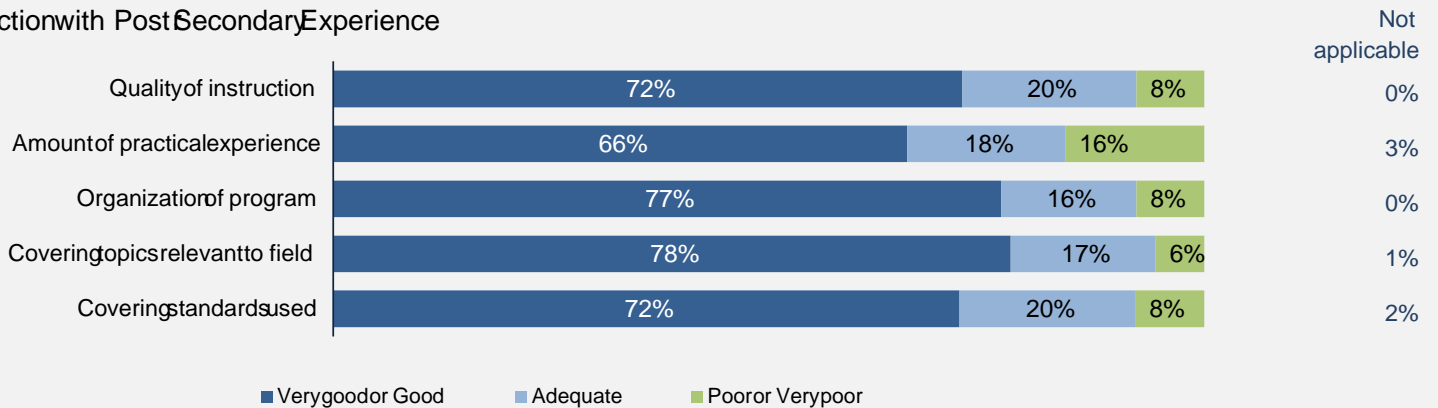
89% said they were very satisfied or satisfied with the education they received.

Skill Development



Percentages are based on those who gave a valid rating, excluding those who said Not applicable.

Satisfaction with Post-Secondary Experience



Percentages are based on those who gave a valid rating, excluding those who said Not applicable.