

Diploma, Associate Degree, and Certificate Student Outcomes Summary of Survey Results: 2019 to 2023

Applied filters:

CPC: VCC: Office Administration Administration & Supervision;

Cohort Respondents 73
Response Rate 45
62%

Description of Survey Respondents

Demographics

Gender

Age at the Time of the Survey

Aboriginal Identity

0%

Based on domestic students only.

Median Age

39

Further Education

29%

took further studies after graduating from their program

Further Studies Related to Program

Of those who took further studies at a different institution:

14%

Diploma, Associate Degree, and Certificate Student Outcomes

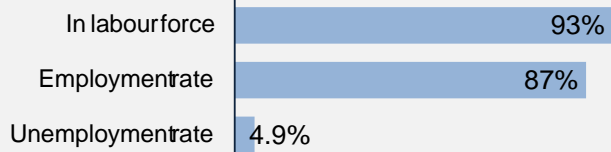
Summary of Survey Results: 2019 to 2023

Applied filters:

CPC: VCC: Office Administration Administration & Supervision;

Cohort	73
Respondents	45
Response Rate	62%

Employment Outcomes



The "Employment rate" is the number employed as a percentage of all respondents. The "Unemployment rate" is the number of unemployed as a percentage of respondents in the labour force.

Of those employed: n = 39

Weekly Hours Worked
(median, main job)

35

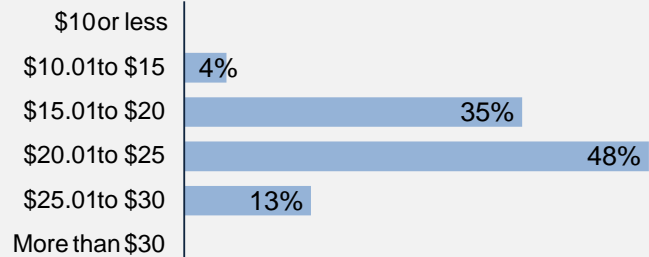
Hourly Wage
(median, main job)

\$21

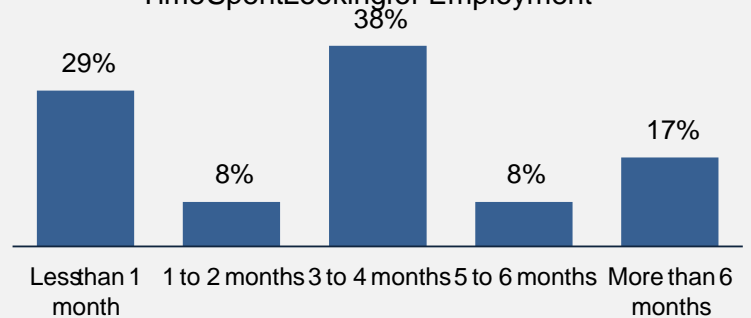
Skills and Knowledge Gained
Useful in Performing Job



Hourly Wage Group (main job)



Time Spent Looking for Employment





Top Occupations (4 digit NOC)

	# Employed	% of those employed
1241: Administrative assistants	7	18%
XXXX: Unclassified occupations	6	15%
1411: General office support workers	4	10%
1431: Accounting and related clerks	2	5%
6211: Retail sales supervisors	2	5%
4212: Social and community service workers	2	5%
1221: Administrative officers	2	5%
1224: Property administrators	2	5%
1414: Receptionists	2	5%
1311: Accounting technicians and bookkeepers	1	3%
<i>Total of top occupations</i>	30	77%
Total employed	39	

Diploma, Associate Degree, and Certificate Student Outcomes Summary of Survey Results: 2019 to 2023

Applied filters:

Cohort
Respondents
Response Rate



Percentages are based on those who gave a valid rating, excluding those who


Diploma, Associate Degree, and Certificate Student Outcomes

Summary of Survey Results: 2019 to 2023

CPC: VCC: Office Administration Legal Office;

Description of Survey Respondents

Demographics















Further Education






Past Education





Diploma, Associate Degree, and Certificate Student Outcomes
Summary of Survey Results: 2019 to 2023




Percentages are based on those who gave a valid rating, excluding those who

CPC: VCC: Office Administration Medical Office;

Description of Survey Respondents

Demographics

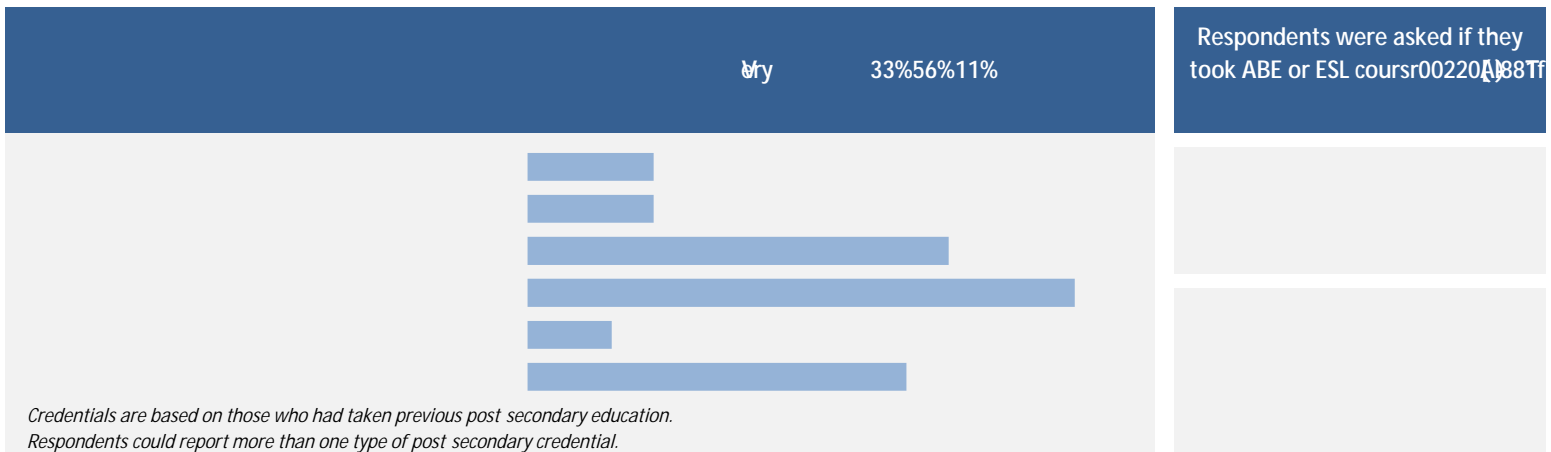


Based on domestic students only.



Further Education



Past Education



Diploma, Associate Degree, and Certificate Student Outcomes
Summary of Survey Results: 2019 to 2023



2%


0%



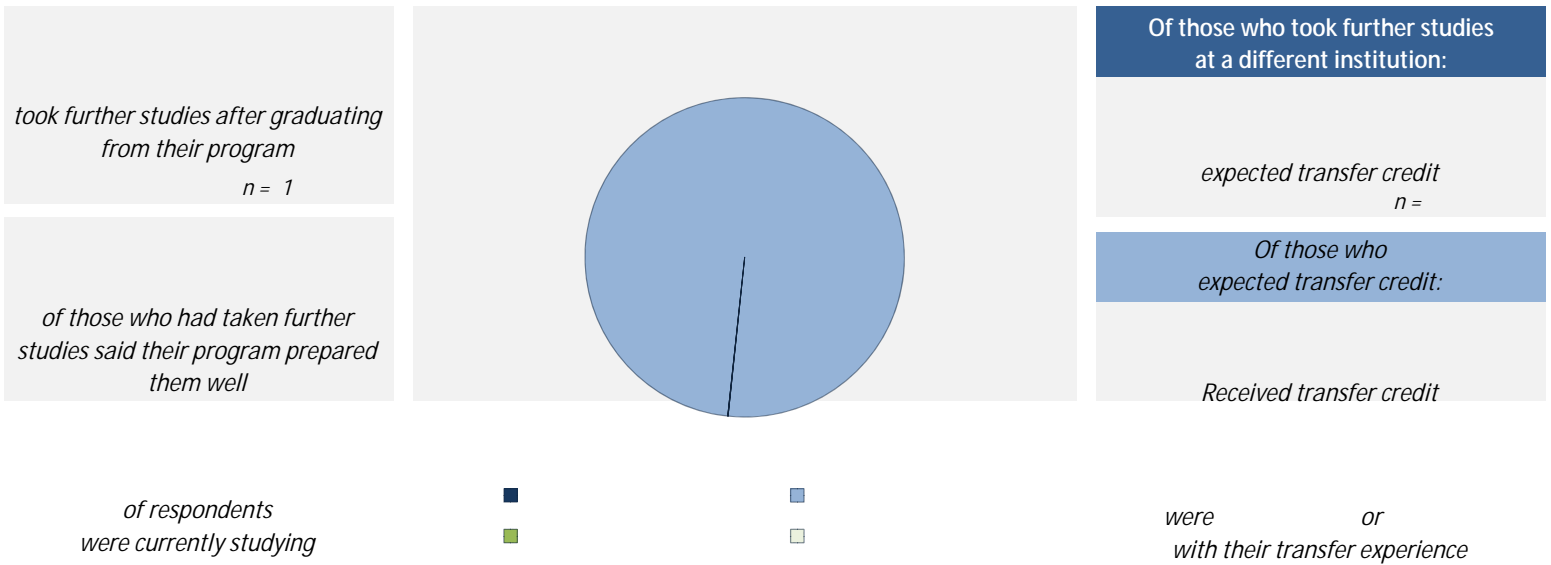
Percentages are based on those who gave a valid rating, excluding those who said

Description of Survey Respondents

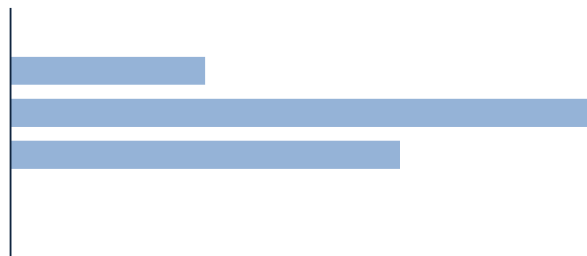
Demographics



Further Education





Past Education



Credentials are based on those who had taken previous post secondary education. Respondents could report more than one type of post secondary credential.

Diploma, Associate Degree, and Certificate Student Outcomes
Summary of Survey Results: 2019 to 2023



†) !ì pY `!ì9•†3ñ†3 x30 0

0%
0%
0%
0%
0%

Percentages are based on those who gave a valid rating, excluding those who said