






Diploma, Associate Degree, and Certificate Student Outcomes Summary of Survey Results: 2019 to 2023

Applied filters:

Transfi

[Dark Blue Header]		
[Grey Row]		
[Grey Cell]	[Grey Cell]	[Grey Cell]
[Grey Cell]	[Grey Cell]	[Grey Cell]
[Grey Row]		
[Grey Cell]	[Grey Cell]	[Dark Blue Cell]
[Grey Cell]	[Grey Cell]	[Light Blue Cell]
[Grey Cell]	[Grey Cell]	[Grey Cell]
[Grey Cell]	[Grey Cell]	[Grey Cell]
[Grey Row]		
[Dark Blue Cell]	[Dark Blue Cell]	[Dark Blue Cell]
[Grey Cell]	[Grey Cell]	[Grey Cell]
[Grey Cell]	[Grey Cell]	[Grey Cell]



Diploma, Associate Degree, and Certificate Student Outcomes Summary of Survey Results: 2019 to 2023

Applied filters:

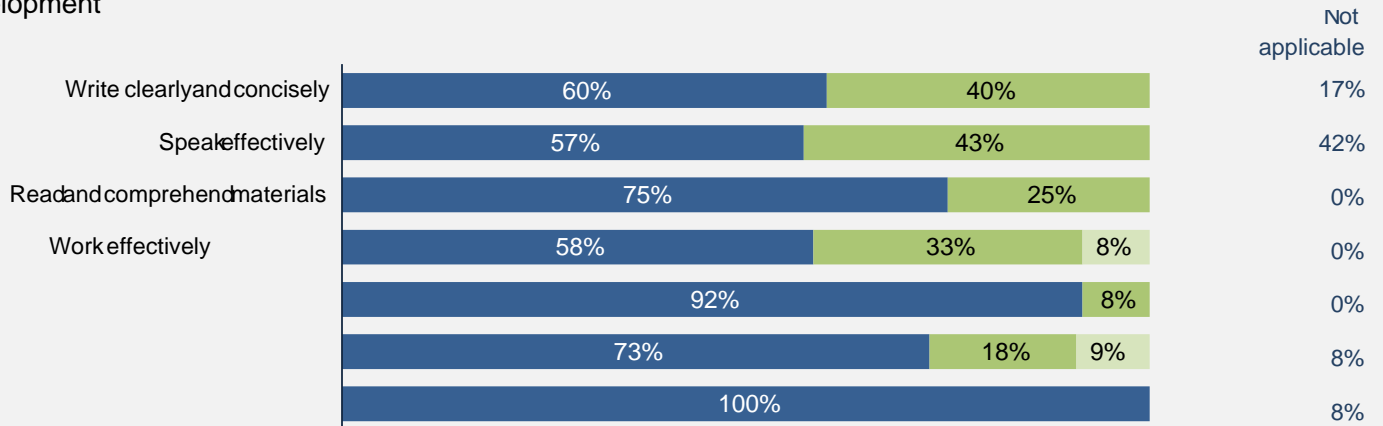
CPCVCC Paralegal Conveyancing;

Cohort	38
Respondents	12
Response Rate	32%

Skill Development and Post-Secondary Experience

100% said they were very satisfied or satisfied with the education they received.

Skill Development



Percentages are based on those who gave a valid rating, excluding those who said Not applicable.

Satisfaction with Post-Secondary Experience

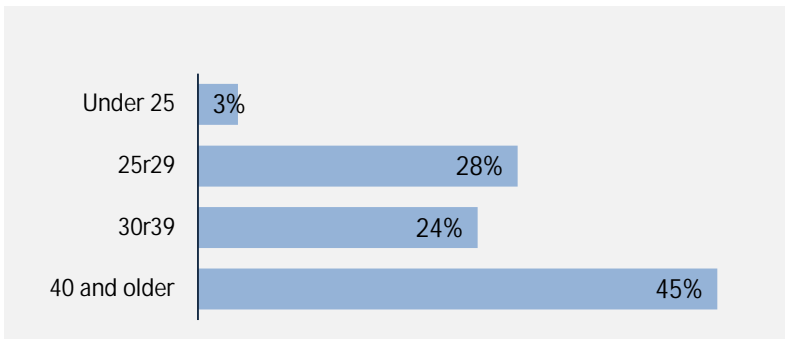
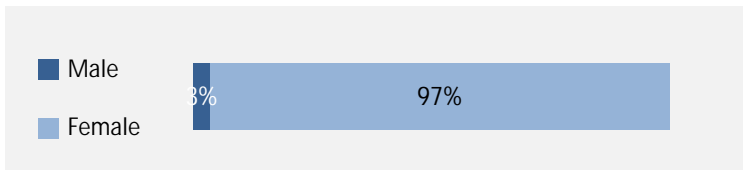
Very Satisfied	Satisfied	Not Satisfied	Very Dissatisfied	Not applicable
0%	0%	0%	0%	0%
0%	0%	0%	0%	0%
0%	0%	0%	0%	0%
0%	0%	0%	0%	0%
0%	0%	0%	0%	0%

Percentages are based on those who gave a valid rating, excluding those who said Not applicable.

Applied filters:

Cohort

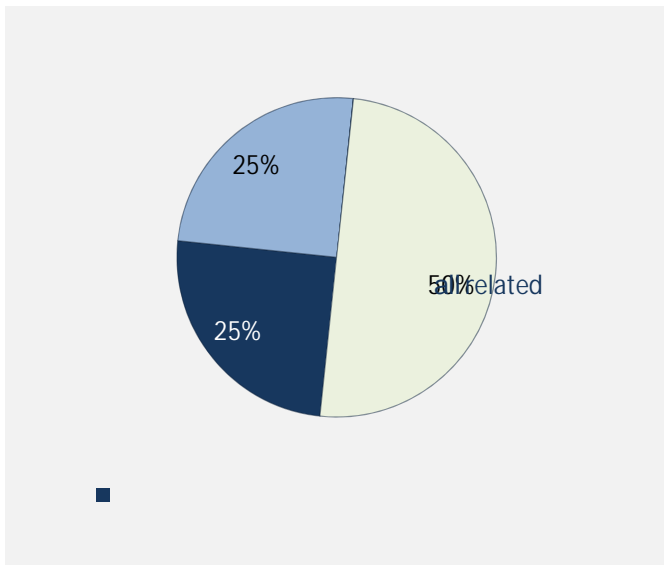
Demographics



n = 4

67%
of those who had taken further studies said their program prepared them well

10%
of respondents were currently studying



n = 0

Of those who expected transfer credit:

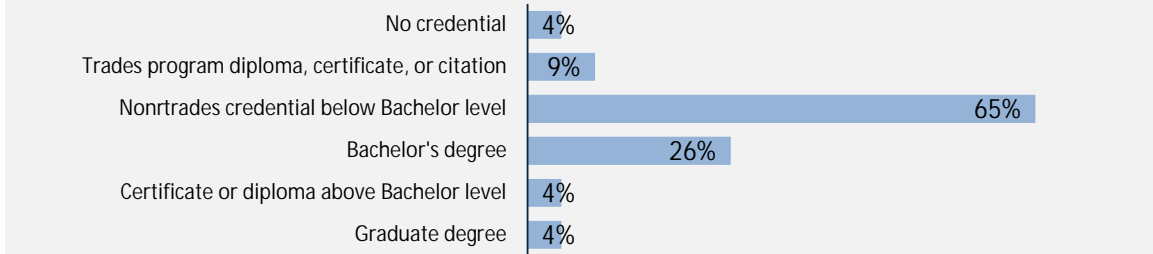
0%
Received transfer credit

0%
were very satisfied or satisfied with their transfer experience

Past Education

86% of respondents had taken previous postsecondary education n = 25

Respondents were asked if they took ABE or ESL courses during or prior to their studies



Adult Basic Education
7%

English as a Second Language
0%

Credentials are based on those who had taken previous postsecondary education. Respondents could report more than one type of postsecondary credential.




Diploma, Associate Degree, and Certificate Student Outcomes Summary of Survey Results: 2019 to 2023

Applied filters:

Cohort
Respondents
Response Rate



4211: Paralegal and related occupations	15	56%
1242: Legal administrative assistants	5	19%
XXXX: Unclassified occupations	3	11%
4423: Byrlaw enforcement and other regulatory officers, n.e.c.	1	4%
5121: Authors and writers	1	4%
1222: Executive assistants	1	4%
1221: Administrative officers	1	4%
	27	100%



Dark blue header bar

Grey header bar

Light grey content block

Large light grey content block

Light grey content block

Light grey content block

Grey header bar

Light grey content block

Large light grey content block

Dark blue header bar

Light grey content block

Light grey content block

Medium blue header bar

Light grey content block

Light grey content block

Light grey content block

Grey header bar

Dark blue header bar

Dark blue header bar

Large light grey content block

Light grey content block

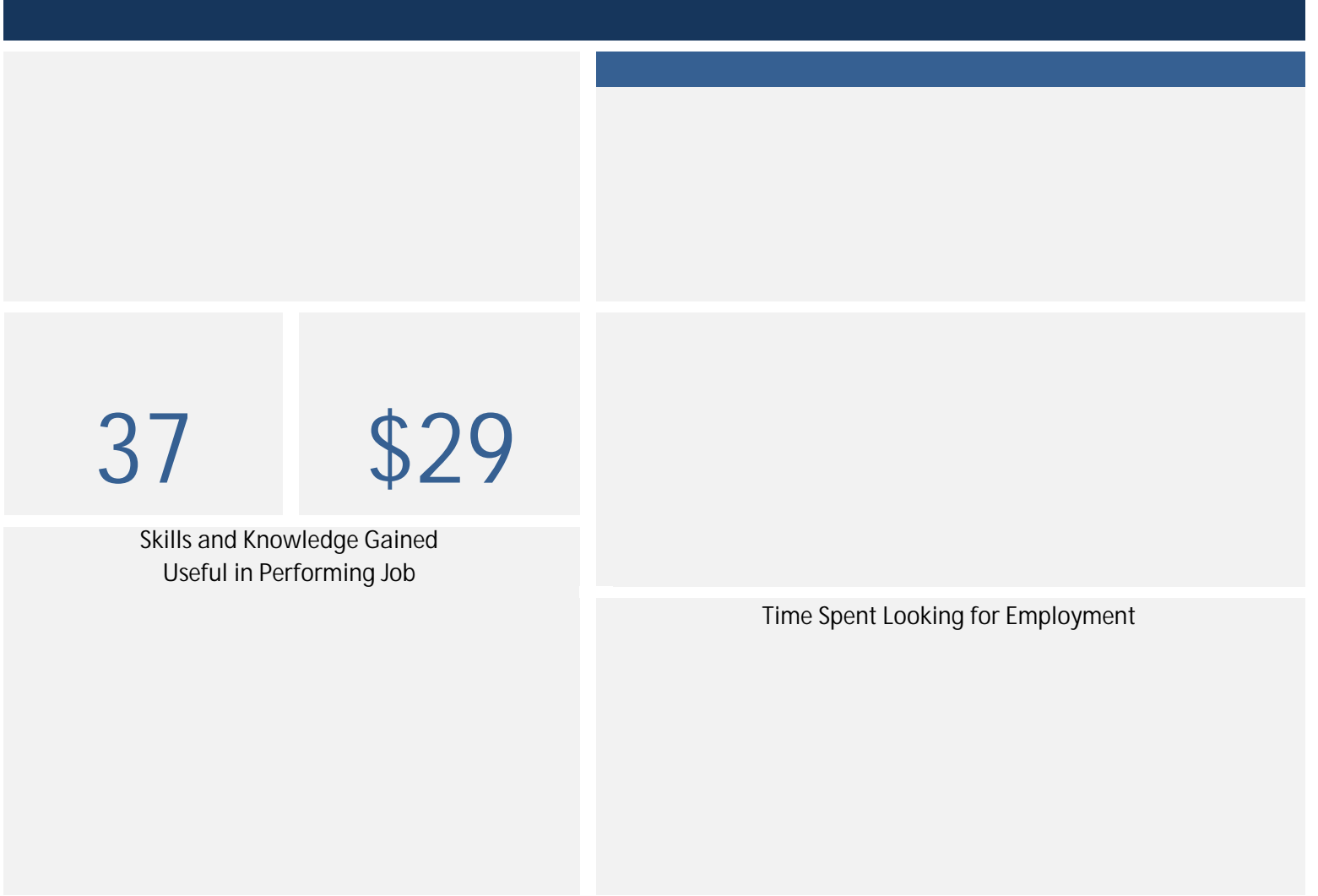
Light grey content block

Diploma, Associate Degree, and Certificate Student Outcomes Summary of Survey Results: 2019 to 2023

Applied filters:




CPC: VCC:

Cohort
Respondents
Response Rate



Top Occupations (4-digit NOC)

4211: Paralegal and related occupations	8	57%
1242: Legal administrative assistants	5	36%
0621: Retail and wholesale trade managers	1	7%
	14	100%



Diploma, Associate Degree, and Certificate Student Outcomes

Summary of Survey Results: 2019 to 2023

Applied filters:

CPC: VCC: Paralegal: Family and Estate;

Cohort	28
Respondents	10
Response Rate	36%

Description of Survey Respondents

Demographics

Gender

Age at the Time of the Survey


Aboriginal Identity

0%

Based on domestic students only.

Median Age

31



Further Education

20%

took further studies after graduating from their program
n = 2

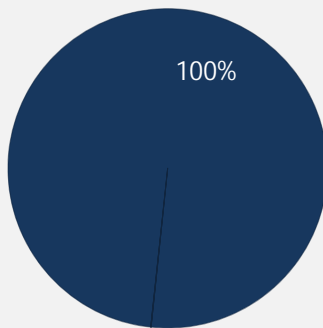
100%

of those who had taken further studies said their program prepared them well

10%

of respondents were currently studying

Further Studies Related to Program



Very related Somewhat related Not

Of those who took further studies at a different institution:

r

expected transfer credit
n = r

Of those who expected transfer credit:

r

Received transfer credit

r

were very satisfied or satisfied with their transfer experience

Past Education

100%

of respondents had taken previous postsecondary education

n = 10

Respondents were asked if they took ABE or ESL courses during or prior to their studies

Adult Basic Education

0%

English as a Second Language

11%

Credentials are based on those who had taken previous postsecondary education. Respondents could report more than one type of postsecondary credential.

Diploma, Associate Degree, and Certificate Student Outcomes Summary of Survey Results: 2019 to 2023

Applied filters:

Cohort
Respondents
Response Rate



4211: Paralegal and

XXXX: Unclassified occupations	1	10%
1222: Executive assistants	1	10%

	10	100%

Diploma, Associate Degree, and Certificate Student Outcomes

Summary of Survey Results: 2019 to 2023

Applied filters:

CPC: VCC: Paralegalr Family and Estate;

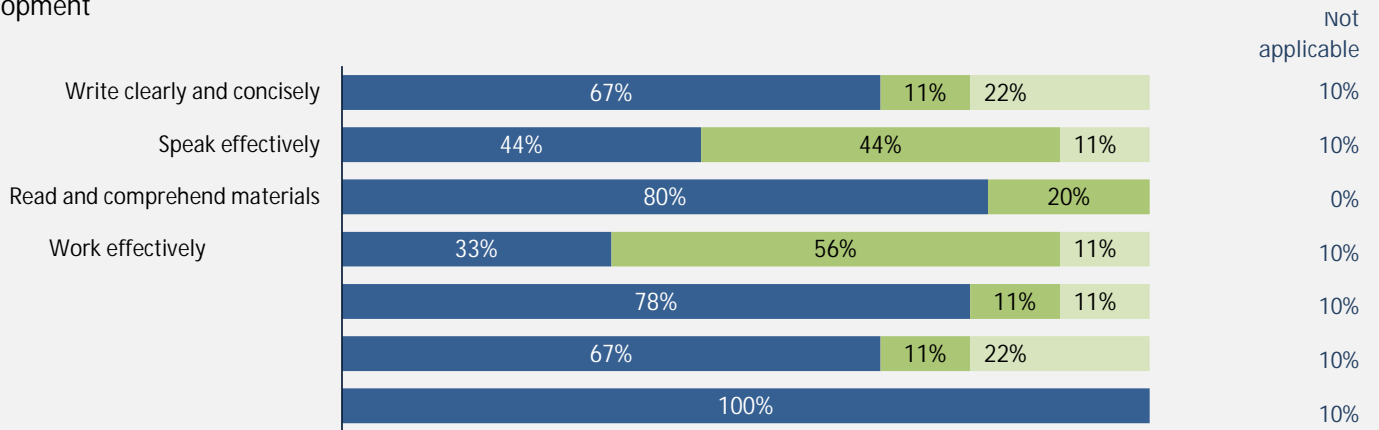
Cohort	28
Respondents	10
Response Rate	36%

Skill Development and Post-Secondary Experience

70%

said they were very satisfied or satisfied with the education they received.

Skill Development



Percentages are based on those who gave a valid rating, excluding those who said Not applicable.

Satisfaction with PostSecondary Experience

Not applicable	0%
	0%
	0%
	0%
	0%
	0%

Percentages are based on those who gave a valid rating, excluding those who said Not applicable.

Diploma, Associate Degree, and Certificate Student Outcomes Summary of Survey Results: 2019 to 2023

Applied filters:

CPC: VCC: Paralegal Litigation;

Cohort	148
Respondents	61
Response Rate	41%

Description of Survey Respondents

Demographics

Gender

Age at the Time of the Survey

Aboriginal Identity

2%

Based on domestic students only.

Median Age

36

Further Education

21%

took further studies after graduating from their program

n = 13

Further Studies Related to Program

Of those who took further studies at a different institution:

20%

expected transfer credit

n = 1

18%

of respondents

studies said their program prepared them for further studies

Past Education

95%

of respondents had taken previous postsecondary education

n = 58

Respondents were asked if

Adult Basic Education

English as a Second Language

Credentials are based on those who had taken previous postsecondary education. Respondents could report more than one type of postsecondary credential.

Diploma, Associate Degree, and Certificate Student Outcomes

Summary of Survey Results: 2019 to 2023

Applied filters:

CPC: VCC: Paralegalr Litigation;

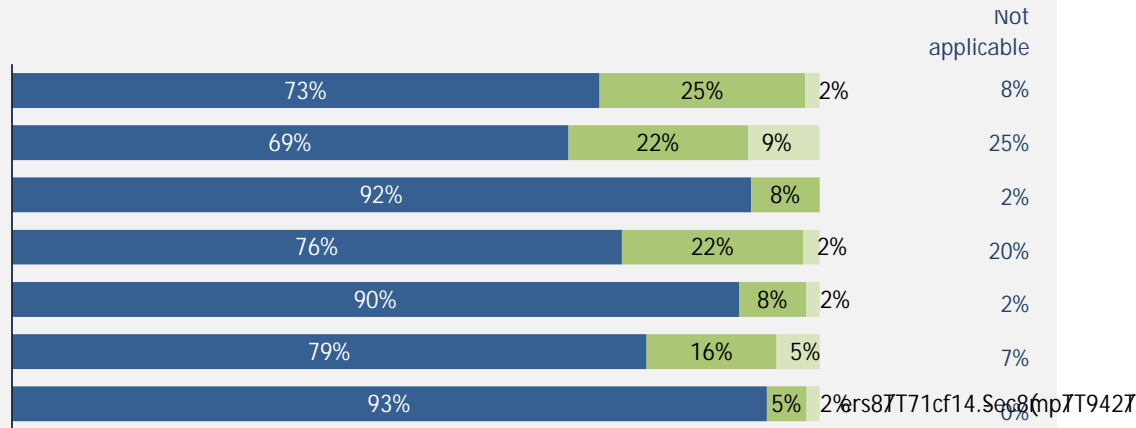
Cohort	148
Respondents	61
Response Rate	41%

Skill Development and Post-Secondary Experience

90%

said they were very satisfied or satisfied with the education they received.

Skill Development



Percentages are based on those who gave a valid rating, excluding those who said Not applicable.

Satisfaction with PostSecondary Experience

Not applicable
0%
3%
0%
0%
3%

Percentages are based on those who gave a valid rating, excluding those who said Not applicable.