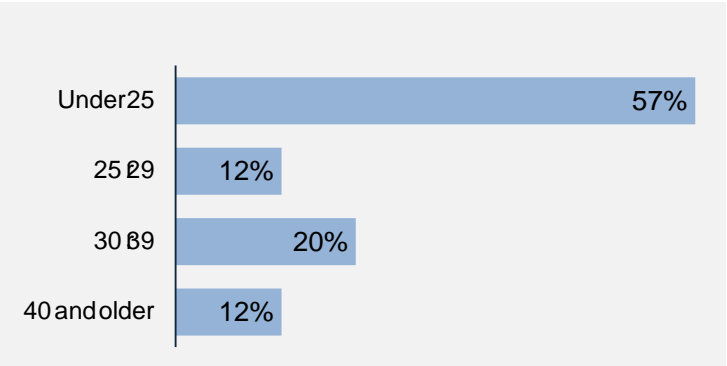
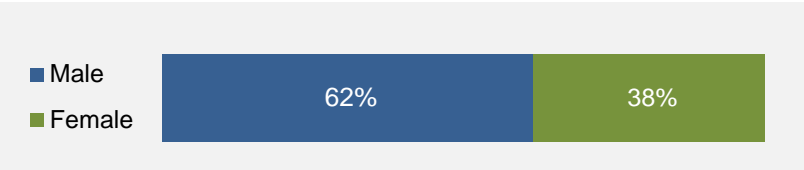


174
86
49%

Description of Survey Respondents



23

About the Respondents


9%

2%

6%

took Adult Basic Education courses during or prior to their trade training program

took English as a Second Language courses during or prior to their trade training program



Summary of Survey Results: 2019-2023

Progressive apprenticeship, Traditional apprenticeship, Trades

Applied filters:
CPCVCC Professional Cook 1 Plus;

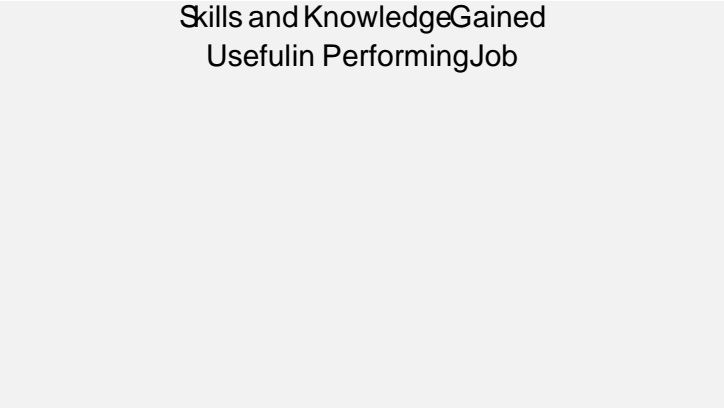

Cohort	174
Respondents	86
Response Rate	49%

Employment Outcomes



The "Employment rate" is the number employed as a percentage of all respondents.
The "Unemployment rate" is the number of unemployed as a percentage of respondents in the labour force.

Of those employed: n = 61



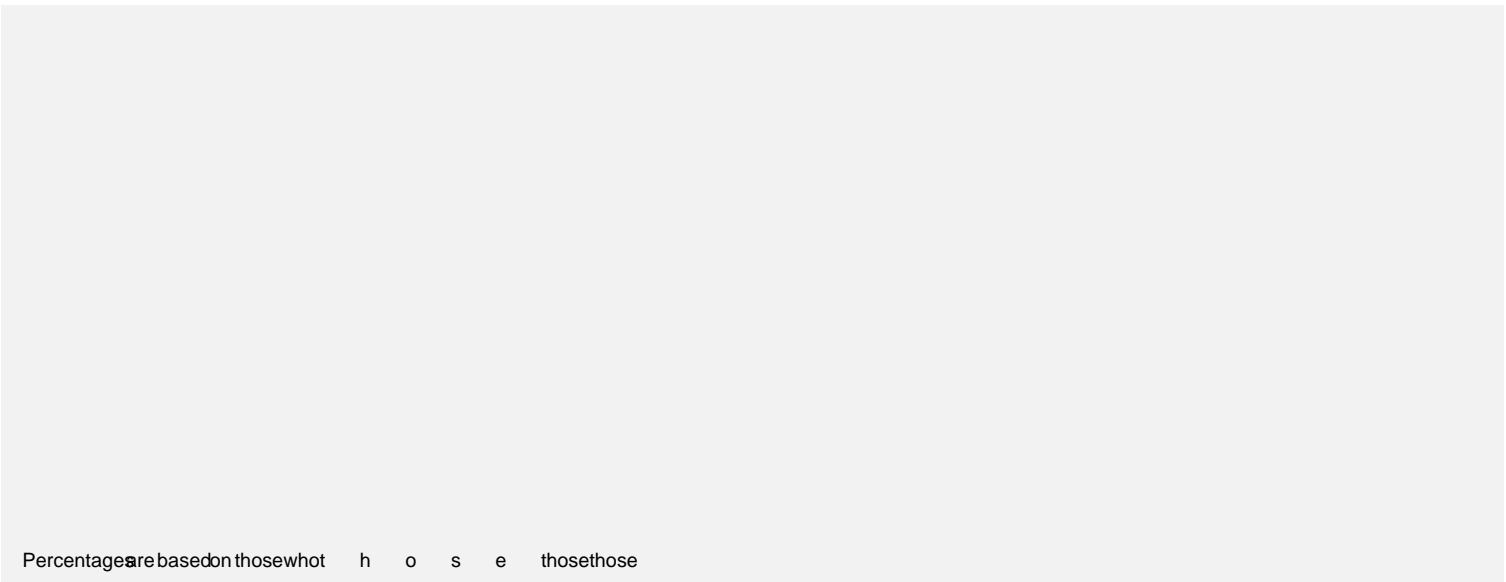


Top Occupations (4 digit NOC)	# employed	% of those employed
6322: Cooks	37	61%
XXXX: Unclassified occupations	7	11%
6332: Bakers	1	2%
6411: Sales and account representatives wholesale trade (non technical)	1	2%
6421: Retail salespersons	1	2%
Total of top occupations	59	97%
Total employed	61	

Summary of Survey Results: 2019-2023

Trades Training Type:

Applied filters:

Cohort
Respondents
Response Rate



Percentages are based on those who have completed this survey

Summary of Survey Results: 2019-2023

or educational programs TM ₀

Applied filters:

Cohort
Respondents
Response Rate

Trades foundation & Trades-related vocational programs

Employment After Leaving School

42%

had the same job before or while they were attending school

97%

said their education was useful in getting their job

Timespent looking for employment

Exclude employed respondents who said they had the same job while attending their program

n= 31

Other Education

Trades-related vocational respondents only, results are shown for the education they took before and after their program.

r

took further studies after completing their program

n= r

r

of those who had taken further studies said their program prepared them well

r

n=

were very satisfied or satisfied with their transfer experience

Summary of Survey Results: 2019-2023

Trades Training Type:

Trades foundation, Trades related vocational programs

Applied filters:

CPCVCC Professional Cook 1 Plus;

Cohort	174
Respondents	86
Response Rate	49%

78% had taken previous post secondary education n = 174



Transition to Apprenticeship n = 78

The following results are for Trades foundation respondents only.

68%

of Trades foundation respondents tried to get employment as an apprentice after they left their program

79%

of those who tried to get employment as an apprentice were successful

